

MasterMover®

Worldwide Electric Tug Solutions

AT300 TOW

All

Terrain

TOW



Pedestrian Tow Tractor | AT300 TOW

The AT300 TOW is designed specifically for towing loads where weight transfer is not possible and that weigh up to 3,000 kg. The coupling crawl function guarantees easy connection with the load's draw bar, towing eye or ball hitch fitting. Controlled acceleration aids traction at low speed and manoeuvrability is assured with the inclusion of power steering. Two drive motors ensure the AT300 TOW has more than enough power and the internal charger allows for charging at any power point.

Industries

Suitable for use in a wide range of applications and sectors



Manufacturing and Assembly



Healthcare

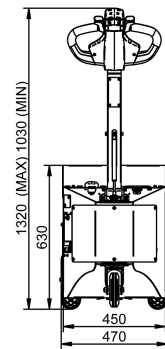
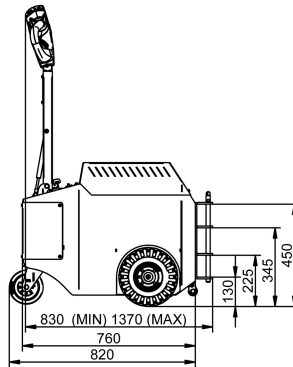
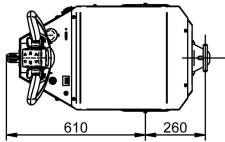


Key Benefits

1 year full guarantee

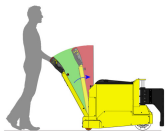
- FEA tested steel chassis
- 2 Drive motors
- Internal weight packs

Product Dimensions



Safety Features


See our website for full technical details



Automatic cut off as tiller arm returns to vertical



Anti-crush button




Emergency stop button



Warning horn

Max Load Weight

See our website for full technical details



Castors

Up to 3,000 kg*



Rails

Up to 12,000 kg*

*"Maximum load weight" is only a recommendation that we arrive at by estimating rolling resistance. Your environment and wheel type may affect this figure which is why we carry out a detailed technical evaluation on every project. All of our calculations include a "safe work load" factor to ensure safe operation in all circumstances.

Identification

Product code	AT300 TOW
Recommended load weight - Castors	3000 kg
Recommended load weight - Rails	12000 kg
Machine weight including battery	417 kg
Drive type	Electric DC
Parking brake	Electromagnetic
Drive wheel type	Foam Filled
Drive motor power	2 x 0.4 kW
Controller type	DC
Variable machine speed	0.1 km/h - 3.84 km/h

Battery options

Battery pack - sealed - 28Ah 48V - interchangeable

Charging options

Charger - external - 5A 48V - 230V

Charger - external - 5A 48V - 115V

Additional equipment

Option - flashing safety light and motion bleeper

Male coupling options

Coupling - male - pin

Coupling - male - 50mm tow ball

Coupling - male - height adjustable box

Female coupling options

Coupling - female - box

To arrange a demonstration, or for further information about our electric tug material handling solutions, please contact us

Airfield Industrial Estate, Moor Farm Road, Ashbourne, Derbyshire, DE6 1HD, United Kingdom

Telephone Sales: 01335 30 10 30 **Email:** sales@mastermover.com

Fax: 01335 34 77 11 **Website:** www.mastermover.com



AboutUs

Located in Derbyshire, the UK's manufacturing hub, MasterMover is a British business success story with customers all over the world.

Our products are relied upon by market leading organisations and global brands across a broad cross-section of industries including Aerospace, Automotive, Pharmaceutical, Retail and Healthcare.

